




Clinton's

HALTER GUIDELINES

1. Muzzle diameter
— Measure ABOVE the muzzle, around the face where the halter would sit (about halfway between eyes and nostrils) then add 2".
2. Measure from the front of the cheek bone to the back of the jaw (add or subtract 1/2" will fit).
3. Measure from the throat latch to the bottom of the muzzle where the lips meet. Divide number by 2. (1/2" range will fit).
4. Measure where the halter would sit just below the cheekbone, up and over the poll (behind ears) and down to just below the cheek bone, then add 6".



HALTER GUIDELINES

1. Muzzle diameter — Measure ABOVE the muzzle, around the face where the halter would sit (about halfway between eyes and nose) then add 2".
2. Measure from the front of the cheek bone to the back of the jaw (add or subtract 1/2" will fit).
3. Measure from the throat latch to the bottom of the muzzle where the lips meet. Divide number by 2. (1/2" range will fit)
4. Measure where the halter would sit just below the cheekbone, up and over the poll (behind ears) and down to just below the cheek bone, then add 6".


NEWBORN — 0-3 months

1. 14"
2. 5.5"
3. 2.5"
4. Max 36.5




SMALL — Arabian/smaller muzzle

1. 25"
2. 8.5"
3. 6"
4. Max 46"




FOAL — 3-6 months

1. 18"
2. 5"
3. 4"
4. Max 41"



AVERAGE — 800-1,100#

1. 26"
2. 10"
3. 7.5"
4. Max 45"




WEANLING — 6-12 months

1. 20"
2. 6.5"
3. 4"
4. Max 38.5



LARGE — 1,100 — 1,400# (warmblood)

1. 28"
2. 10.5"
3. 8"
4. Max 52"



YEARLING — 1-2 years

1. 24"
2. 7"
3. 4.5"
4. Max 46"



DRAFT — 1,400# +

1. 30"
2. 10.5"
3. 8"
4. Max 54"

